

NOT SUITABLE FOR LIFTING PURPOSES

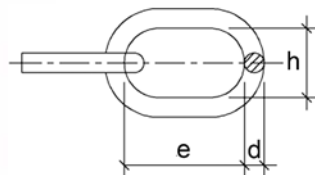
GRADE 316 SHORT LINK CHAIN

Code	d mm	e mm	h mm	Weight (kg)/m	B.L (kg)
SS-CH316-06S	6	18.6	9	0.87	2400
SS-CH316-06SDIN	6	18.5	7.2	0.8	2400
SS-CH316-08S	8	24	11.5	1.4	3260
SS-CH316-10S	10	30	14.2	2.2	5100
SS-CH316-12S	12	36.5	15.5	3.15	7500

RATED LIFTING CHAIN AVAILABLE, SEE SECTION 3 OF THIS CATALOGUE

GRADE 304 SHORT LINK CHAIN

Code	d mm	e mm	h mm	Weight (kg)/m	B.L (kg)
SS-CH304-08S	8	24	11.5	1.4	3260
SS-CH304-10S	10	30	14.2	2.2	5100



GRADE 316 MEDIUM LINK CHAIN

Code	d mm	e mm	h mm	Weight (kg)/m	B.L (kg)
SS-CH316-02M	2	14.8	4.25	0.075	350
SS-CH316-03M	3	15.6	6.6	0.2	700
SS-CH316-04M	4	19.7	7.2	0.3	850
SS-CH316-05M	5	22	9.5	0.5	1300
SS-CH316-06M	6	27.3	9.75	0.77	1850
SS-CH316-08M	8	31.7	13.8	1.3	3250
SS-CH316-10M	10	38.9	14.05	2.05	5100
SS-CH316-12M	12	47.2	18.5	2.95	7300
SS-CH316-16M	16	59	24.5	5.0	13300

SELECTED SIZES AVAILABLE AS PROOF COIL. SEE NEXT PAGE

GRADE 304 MEDIUM LINK CHAIN

Code	d mm	e mm	h mm	Weight (kg)/m	B.L (kg)
SS-CH304-03M	3	15.6	6.6	0.2	700
SS-CH304-04M	3.9	19.7	7.2	0.3	850
SS-CH304-06M	6	27.3	9.75	0.77	1850
SS-CH304-08M	8	31.7	13.8	1.3	3250
SS-CH304-10M	9.9	38.9	14.05	2.05	5100
SS-CH304-12M	11.8	46.5	18.5	2.95	7300

NOT SUITABLE FOR LIFTING PURPOSES

* Chains are batch tested per consignment for breaking loads.
Please consult our sales department for current information.

PLEASE NOTE:

BREAKING STAINS ARE NOMINAL AND SHOULD BE USED AS A GUIDE ONLY.

THERE ARE SOME VARIANCES IN THE DIMENSIONS OF OUR SMALLER SIZES OF STAINLESS CHAIN. PLEASE CHECK WITH OUR SALES TEAM FOR ACCURATE DIMENSIONS.

STAINLESS STEEL LOAD RATED CHAIN IS AVAILABLE FROM OUR CROMOX RANGE OF LIFTING GEAR (SEE SECTION 3).

PROOF COIL CHAIN



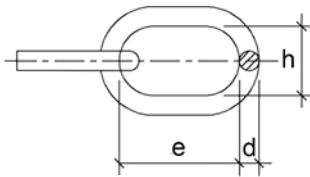
Features:

Manufactured from AISI 316 Stainless Steel. Bridco PC chain is up to 50% stronger than Commercial Stainless Steel Chain.

Chain has been subjected to a Proof Load half of the B.L

Sizes 1/4" to 1/2"

Chain stamped with batch number & test certificates are available for traceability & conformance purposes.



PROOF COIL CHAIN

Code	Proof Load (kN)	D (mm)	e (mm)	h (mm)	Drum Size
SS-CHPC-07	19.2	7	30.3	11.8	200M
SS-CHPC-08	25	8	31.9	13.9	200M
SS-CHPC-10	39.2	10	41.2	18.1	100M
SS-CHPC-13	66.3	13	50.1	20	50M

SHACKLES TO SUIT

Chain	Dee Shackle	Bow Shackle
SS-CHPC-07	SS-360F-10LR	SS-370F-10LR
SS-CHPC-08	SS-360F-10LR	SS-370F-10LR
SS-CHPC-10	SS-360F-12LR	SS-370F-12LR
SS-CPHC-13	SS-360F-16LR	SS-370F-16LR

Suggested applications:

Static lashing chain

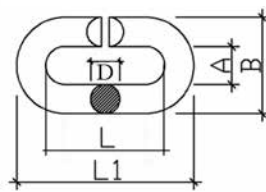
Shade Sails

Dragging chains

Other applications where commercial chain is not suitable.

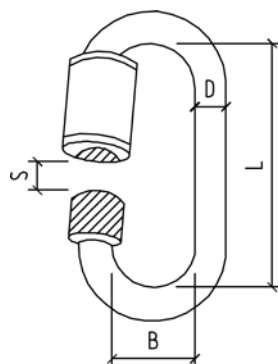
Note: Chain not rated for overhead lifting applications and is not suitable for permanent immersion.

C LINK



CODE	A	B	D	L	L1	B.L (kg)
SS-10C-10	16	35	9	40	60	550
SS-10C-11	17	39	10	45	66	950
SS-10C-13	20	48	11.4	51.5	78	1300
SS-10C-16	23	60	18	62	98	1700

QUICK LINKS



CODE	SIZE	B	D	L	S	B.L (kg)
SS-7350-04	4	12	4	33	6.8	280
SS-7350-06	6	14	6	47	8.16	550
SS-7350-08	8	18	8	59	9	1120
SS-7350-10	10	21	10	71	13	1600
SS-7350-12	12	24	12	84	15	2300
SS-7350-14	14	27	14	95	18	4300
SS-7350-16	16	30	16	110	18	5200